

## WHAT TO EXPECT ON YOUR



# EXAM DAY



### WHEN?

You will receive an exams timetable so you know the date, time and location of your exams!



### FIRE ALARM

If the fire alarm goes off in your exam, you must await instructions from the invigilator. Do not get up until you are told to do so. Remain in silence and listen to all instructions you are given.



### EQUIPMENT

Bring all your equipment in a clear pencil case, you will need two black ball point pens, pencils, a highlighter, calculator, ruler and rubber.



### QUESTIONS

If you have a question in your exam, put up your hand and ask the invigilator. They will do what they can to help you.



### BANNED!

Mobile phones, watches, AirPods or any earbuds, iPods, or any other forms of technology. These **MUST** be handed in to the invigilator.




### DETAILS

You must make sure you fill in all the details on the front of your answer booklet, writing your name and candidate number clearly and signing declarations if you need to.



### INVIGILATORS

Invigilators are members of staff who are there to make sure the exam rules are followed, and you have everything you need.



### DRINKS

You are only allowed to bring water, in clear completely see-through bottles. Labels must be removed from water bottles.




### SEATING

Your timetable will show which seat you have been allocated, you must make sure you sit in the correct seat.



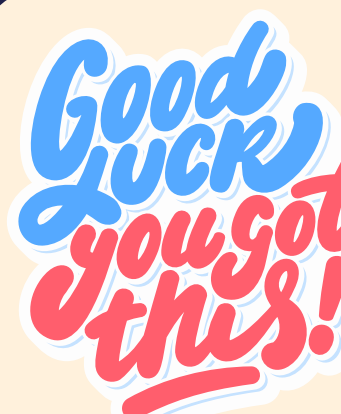
### TOILET PASS

You can only go to the toilet during an exam if you have been issued a toilet pass by Miss Owen. Make sure you go before your exam!



### BEHAVIOUR

You must be silent from the moment you enter the exam room, communication with any other students can result in you receiving 0 marks for that paper!



### FINALLY...

GOOD LUCK! It's natural to be nervous, but try your best to relax and stay calm. If you have any issues, come and see Miss Lewis in the Exams Office (opposite the Medical Bay).

